



FEEDER TROMMEL

The Compact FT Feeder Trommel combines fast, simple and safe on-site set-up capability with the already proven design and build quality of Kiverco's successful static plants, to give long lifespan, high performance and rugged reliability. The modular design enables ease of set up and rapid relocation if required.

This innovative new design is truly adaptive, with 2 or 3 way split, and is ideal for use across a wide range of applications. A key feature of this machine is that it is **fully enclosed with roof and outlet covers**, which **greatly minimises noise and dust**.

The Compact FT Trommel Range is **diesel electric powered** with the option of mains electric power. This **eliminates the risk of hydraulic oil spills** during operation.

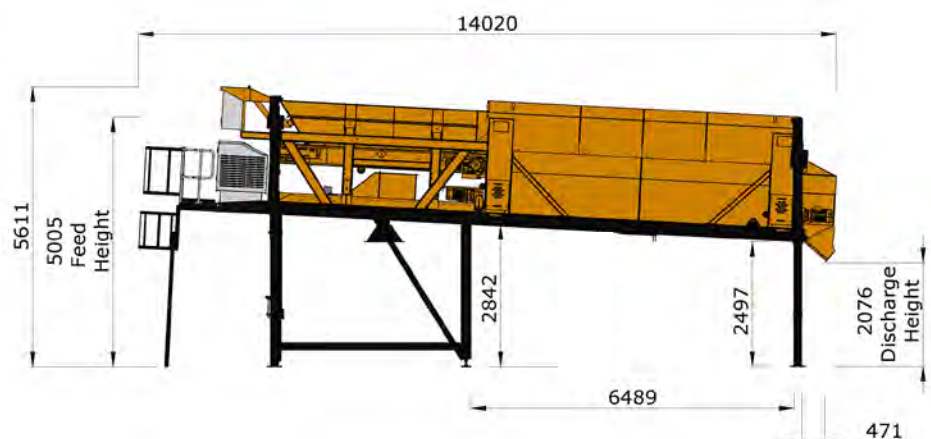
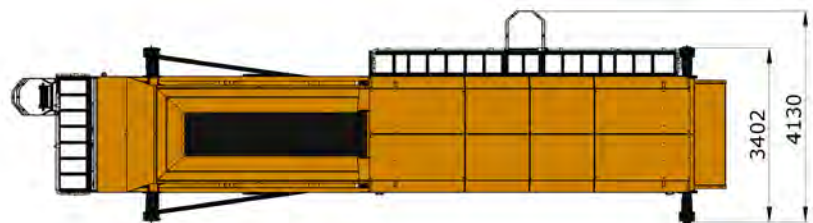



SPECIFICATION



OUTPUT PERFORMANCE: UP TO 150 m³/h per hour

| FEATURES | BENEFITS | OPTIONS |
|--|--|---|
| <ul style="list-style-type: none"> Hydraulic Jack Leg Support System | Safe and rapid set up and transport capability on or off-site. Quick set-up time, with basic tools. | <ul style="list-style-type: none"> 2 or 3 Way Split Configuration |
| <ul style="list-style-type: none"> Pre-wired 'Plug and Play' Design | No separate on site wiring required. | <ul style="list-style-type: none"> Clean Fix Fan |
| <ul style="list-style-type: none"> Diesel Electric Drive | Offers complete independence - no external power source needed. Eliminates the risk of hydraulic oil spills during operation. | <ul style="list-style-type: none"> Radio Control |
| <ul style="list-style-type: none"> Wide Core Radiator | Allows for easy cleaning during maintenance. | <ul style="list-style-type: none"> Drum Discharge Dust Cover |
| <ul style="list-style-type: none"> Heavy Duty Feeder and Drum | Reliable, durable and proven components from Kiverco static range, to give high throughput and screening performance. | <ul style="list-style-type: none"> Dual Power/Mains Changeover |
| <ul style="list-style-type: none"> Parts Commonality | Common parts with other models in Kiverco range, to aid parts sourcing and availability. | <ul style="list-style-type: none"> Walkway at Side of Trommel |
| <ul style="list-style-type: none"> Drum Roof Panels and Optional Discharge Dust Cover | Greatly minimises noise and dust. | <h3>APPLICATIONS</h3> <ul style="list-style-type: none"> Construction and Demolition Waste Composting Dry Mixed Recyclables Commercial and Industrial Waste Municipal Solid Waste |
| | | <h3>OPERATING DIMENSIONS</h3> <ul style="list-style-type: none"> Operating Length: 14,020mm Operating Width: 4,130mm Operating Height: 5,611mm Operating Feed Height: 5,005mm Weight: 22,000kg |



All specifications and details may be subject to change